VL-DOM Dome Light

Dome light for diffuse illumination of shiny and curved parts, up to 250 mm, 24 V DC



KEY DATA

Light type
Dome light for diffuse illumination
Colours and wavelength
Red 625 nm · White 6500 K
Sizes
125-98 and 250-223 (see model table)
Supply voltage
24 V DC

Overview

The VL-DOM is a dome light for diffuse illumination. A large number of LEDs and the soft white paint inside the dome light the part from all sides, so shiny, curved and glossy surfaces can be inspected without reflections.

Key features

- High-intensity, high-density LEDs for a bright dome effect
- Soft white paint inside for even lighting
- Easy to integrate thanks to mechanical fixing points
- Intensity mode set with a DIP switch (continuous mode)
- Red 625 nm or white 6500 K; IR 850 nm and UV 365 nm on request
- 24 V DC, M8 4-pin connector, IP50

Technical specifications

Light type	Dome light for diffuse illumination
Sizes	125-98 and 250-223 (see model table)
Camera hole	Ø 40 mm
Colours and wavelength	Red 625 nm · White 6500 K
Infrared and UV	IR 850 nm and UV 365 nm on request
Light angle	120°
Supply voltage	24 V DC
Power consumption	6 – 16 W depending on size and colour (see model table)
Intensity setting	DIP switch, continuous mode (100 % ON)
Trigger input	None
Connection	M8 4-pin connector (no cable, ordering code ending -24-C)
Degree of protection	IP50
Housing	Aluminium, black anodised, inside white painted

EMC	2014/30/EU — EMC Directive (EN IEC 55015:2019+A11:2020, IEC 61547:2020)

Models and ordering codes

Model	Colour	Wavelength / colour temperature	Power	A	B	C	D	E
VL-DOM-125-98-R-24-C	Red	625 nm	6 W	125 mm	98 mm	100 mm	170 mm	68 mm
VL-DOM-125-98-W-24-C	White	6500 K	8 W	125 mm	98 mm	100 mm	170 mm	68 mm
VL-DOM-250-223-R-24-C	Red	625 nm	12 W	250 mm	223 mm	150 mm	295 mm	132 mm
VL-DOM-250-223-W-24-C	White	6500 K	16 W	250 mm	223 mm	150 mm	295 mm	132 mm

All models: 24 V DC, M8 4-pin connector, IP50, continuous mode. IR (850 nm) and UV (365 nm) versions on request. Dimensions A to E as in the dimension sketch.

Electrical connection

M8 4-pin connector on the housing (no cable). Only pins 1 (+24 V DC) and 3 (GND) are used.

Pin	Function	Wire colour
1	Power in +24 V DC	Brown
2	Not connected	White
3	GND	Blue
4	Not connected	Black

The light has no trigger input; it is switched on with the 24 V DC supply.

Sample applications

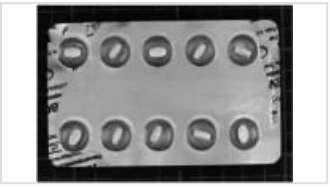

Inspection on shiny background or foreground



OCR, defect detection, DataMatrix on curved surfaces



Even surface lighting for positioning and inspection



Hole detection, part identification on curved objects



Colour inspection on round shiny objects



Part check, identification, positioning on glossy objects



Material, defect, contamination detection by contrast rather than reflection



Shiny object inspection and identification

Accessories

Ordering code	Description	Suitable for
TKPM-Z-5/4	M8 female connector, straight, 4-pin, PVC cable 4 × 0.25 mm², 5 m, open end, IP67	All VL-DOM models

Dimensional drawing

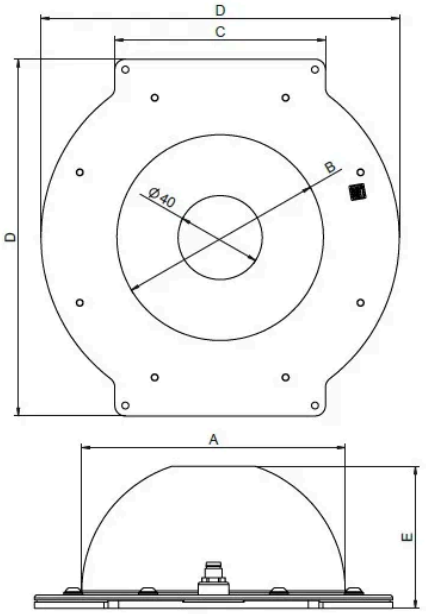

VL-DOM dimension sketch with dimensions A to E, mounting plate and Ø 40 mm camera hole

Product information and ordering: sales@fogegmbh.com · +49 9372 9809477 · www.fogegmbh.com